

# Section 5

## Door Protection

Door faces, edges and frames are vulnerable to damage due to the constant flow of pedestrian and wheeled traffic. A variety of door protection products are available to help prevent damage, conceal existing damage and highlight the door and door furniture, to assist the visually impaired and to meet guidelines in The Building Regulations 2010: Approved Document M and BS 8300-2:2018.

# Door Face Protection

## Door face protection

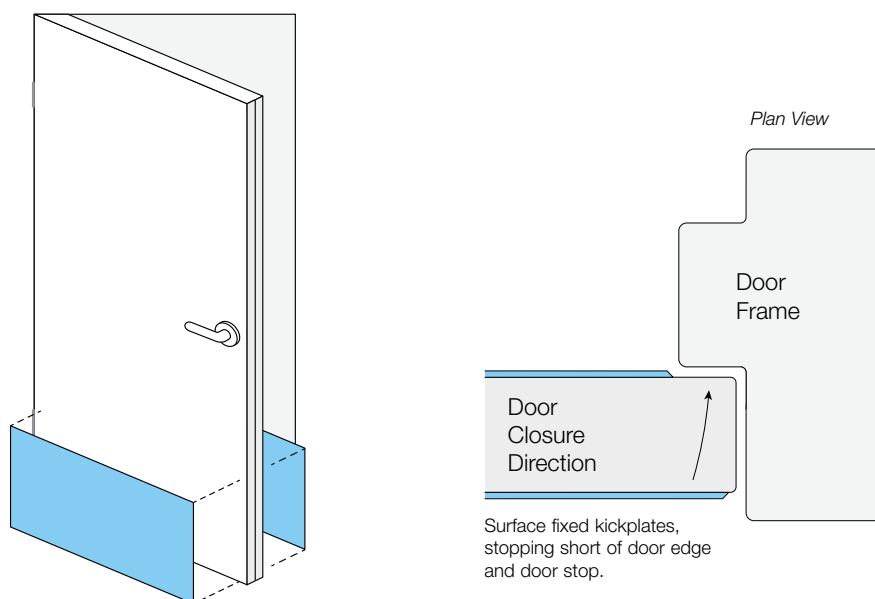
Door face protection can be cut into pushplates and kickplates.

## Material options

Material	Thickness	Maximum Size	Specification Details
PVC-u	1.5mm	2440mm x 1220mm	<p><b>K2 – Kickplates and Pushplates</b></p> <ul style="list-style-type: none"> <li>• 35 colour options in SureProtect Endure® plus 10 colour options in SureProtect Design® (wood and metal effects)</li> <li>• Tested as resistant to chemical, bacterial and fungal growth</li> <li>• Textured finish designed to conceal the effects of impact and abrasion</li> <li>• Cut from SureProtect Endure® sheet to individual size requirements (Bevelled edges)</li> <li>• Option to cut bespoke shapes and designs</li> <li>• Suitable for interior environments</li> <li>• Available with double sided tape for ease of installation. (Only suitable for application on doors)</li> </ul>
Stainless Steel	1.5mm	2500mm x 1250mm	<p><b>K130/SPEC – Kickplates and Pushplates</b></p> <ul style="list-style-type: none"> <li>• 304 grade Stainless Steel with Satin finish (Other grades available)</li> <li>• Suitable for hygienic environments e.g. food preparation areas and laboratories</li> <li>• Cut to individual size requirements</li> <li>• Supplied drilled or undrilled</li> <li>• Suitable for both interior and exterior environments</li> </ul>
Aluminium	2.0mm	2500mm x 1250mm	<p><b>CPA2 – Kickplates and Pushplates</b></p> <ul style="list-style-type: none"> <li>• Aluminium with embossed chequer pattern</li> <li>• Embossed texture conceals the effects of impact damage</li> <li>• Cut to individual size requirements</li> <li>• Supplied drilled or undrilled</li> <li>• Suitable for both interior and exterior environments</li> </ul>

## Door face installation options

Illustrated below is an installation method for a surface mounted kickplate. Protective sheet can be applied to new doors by the door manufacturer or surface mounted by a contractor as part of building/refurbishment works.

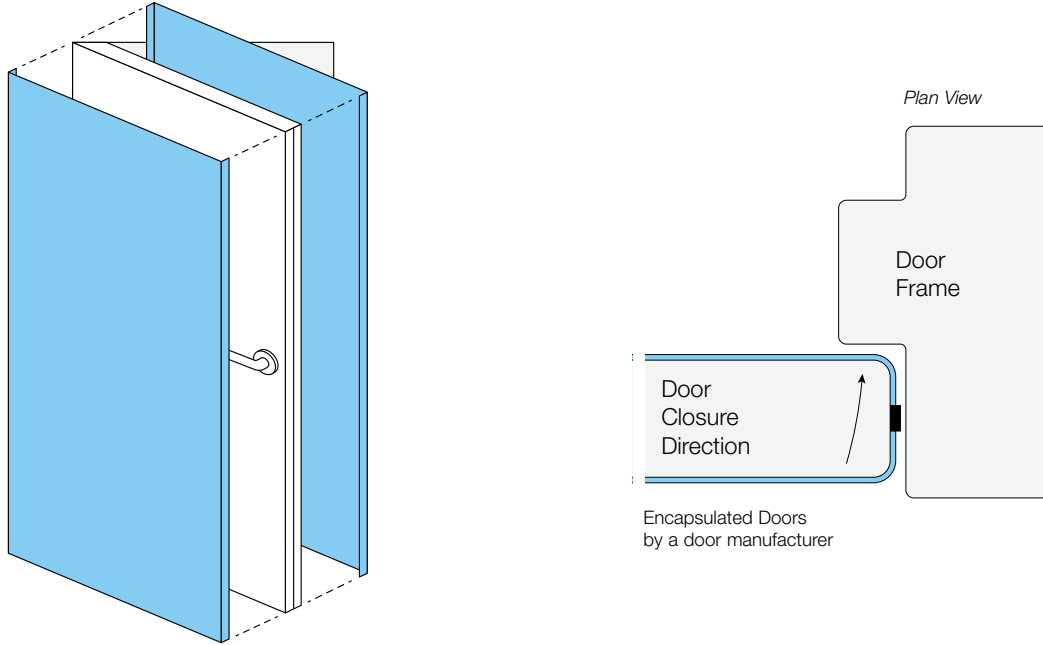


# Door Face Protection

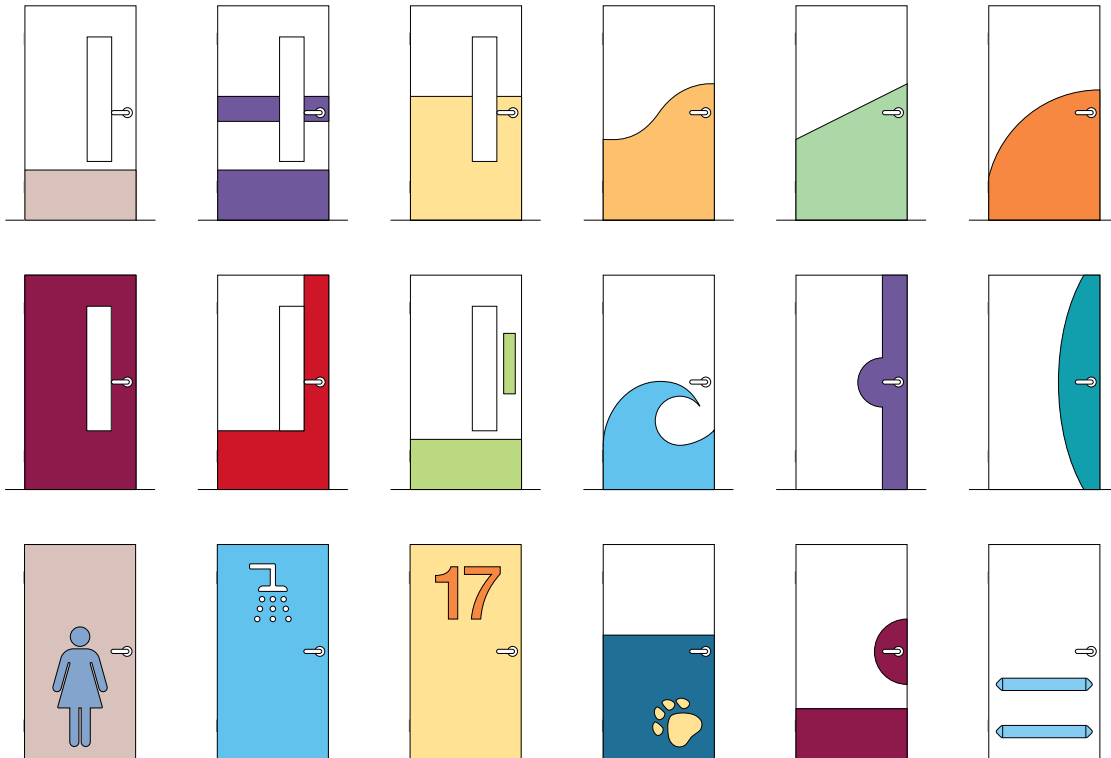
(Supply only, usually formed and bonded by a door specialist)

## Door face & edge installation options

'Fully Clad' with SureProtect Endure® thermoformed / post formed edges applied to new doors by the door manufacturer. The provision of intumescent fire and smoke seals provided by the door manufacturer.



## Typical examples (including water jet cutting)



# Fire Rated Door Edge Guards

(Supply only, usually installed by a door specialist)

## Fire Rated Door Edge Guards

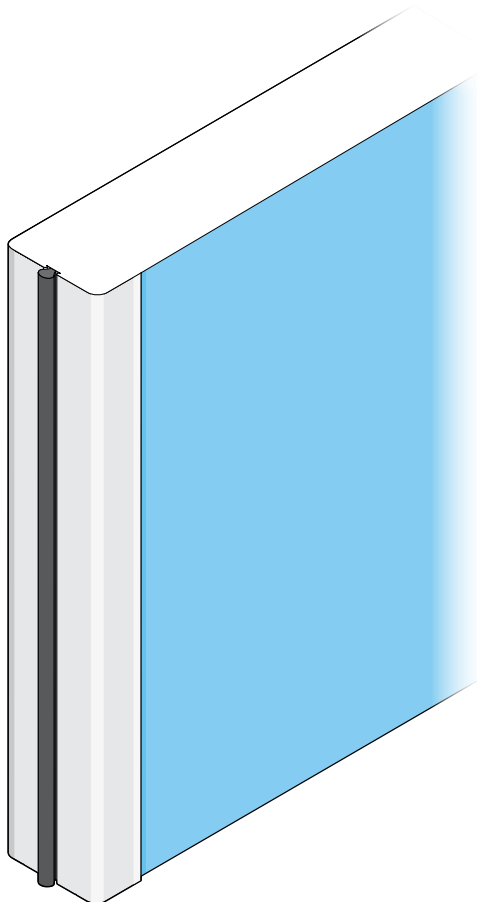
Fire Rated Door Edge Guards are fitted with intumescent fire and smoke seals which are vandal-resistant yet easy to replace. These profiles are ideal for maintaining the integrity of the fire door and can be used on the front and back edges of fire resisting door sets.

- Fire tested to BS 476: Part 20 & 22 for 30 and 60 minutes
- Reduces maintenance costs and protects vulnerable entry areas
- A viable long-term solution to combat high and medium impact damage
- Reduces the risk of splintering

Standard finishes are Satin Anodised Aluminium (SAA) or standard PVC-u colours available from the SureProtect Endure® range. This helps to provide colour and tonal contrast to door edges to aid the visually impaired and to meet the guidelines in BS 8300-2:2018 and Approved Document M. Profiles are available with a choice of seals dependent on application (brush, neoprene blade or blank intumescent).


### Aluminium

Aluminium: profile designed for doors (single or double doorsets) where there is the need to cut around the locks, latches and hinges.



### PVC-u

PVC: radius profile designed for doors (single or double doorsets) where there is the need to cut around the locks, latches and hinges.



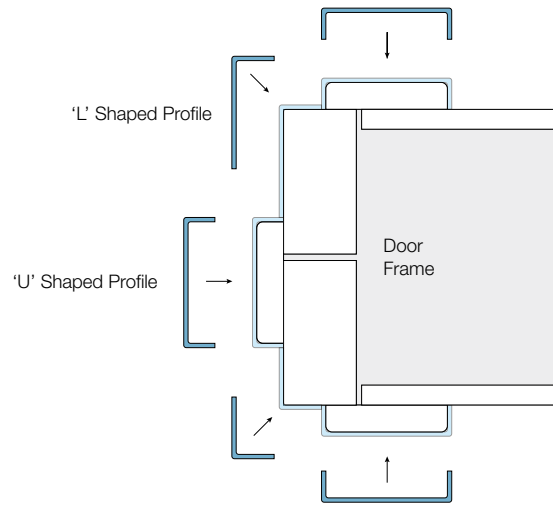
# Door Frame Protection

(Supply only, usually installed by a door specialist)

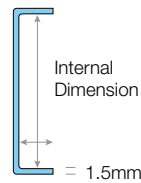
## Door frame protection

SureProtect Endure® PVC-u sheet offers excellent flexibility through the versatility of forming into bespoke profiles, allowing functionality to be combined with aesthetics and offering an endless range of cladding possibilities, to protect as well as offering tonal contrast to aid the visually impaired (see pages 20 for tonal contrast guide).

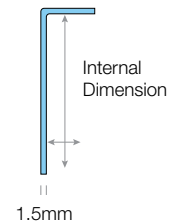
- SureProtect Endure® and SureProtect Design® sheet (not the print option) can be formed into a variety of profiles, with the most frequently used profiles being 'L' and 'U' shapes. These profiles can be used to clad a door frame by the door manufacturer, or on site with the use of thermoformed sections
- Fully cladding a door frame can be achieved by the door manufacturer in the factory or fabricated on-site by the use of thermoforming SureProtect Endure® sheet material. 'Off-site' thermoforming can be produced from accurate site dimensions and/or oversized to be trimmed down on-site
- For lead times and quotations for bespoke forming, contact Gradus Technical Support on 01625 428922



'U' shaped profiles

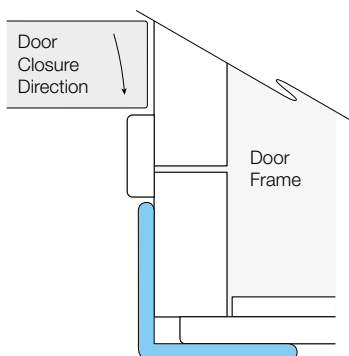


'L' shaped profiles

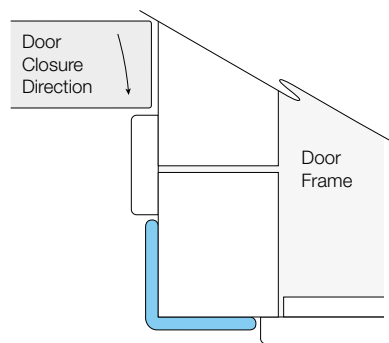


## Corner guards (Push side only)

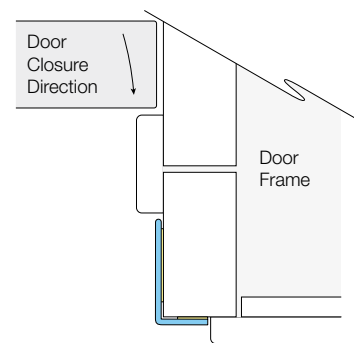
Door frames are often subject to high levels of impact from both pedestrian and wheeled traffic. Corner guards provide robust protection for door frame edges which are vulnerable to damage caused by a funnelling effect around door openings.



CGH7590  
High Impact Corner Guard  
(fitted over frame architrave leaving gap)  
see page 65 for full product details



CGH5090  
High Impact Corner Guard  
(fitted between door stop & architrave)  
see page 65 for full product details



CGS25/50/90  
Standard Corner Guard  
Surface Mounted  
(trimmed down to suit site dimensions)  
see page 66 for full product details

For lead times and quotations for bespoke forming, contact Gradus Technical Support on 01625 428922